

COURSE DESCRIPTION

- Course Name:** Python Applications for Digital Design and Signal Processing
- Course Start Date:** October 22, 2022: videos released weekly
- Q&A Workshops:** Thu Oct 27, Nov 3, 10, 17 6pm-7:30pm EST
- Location:** Zoom Meeting
- Speaker:** Dan Boschen

This is a hands-on course combining pre-recorded lectures with live Q&A/workshop sessions in the popular and powerful open-source Python programming language.

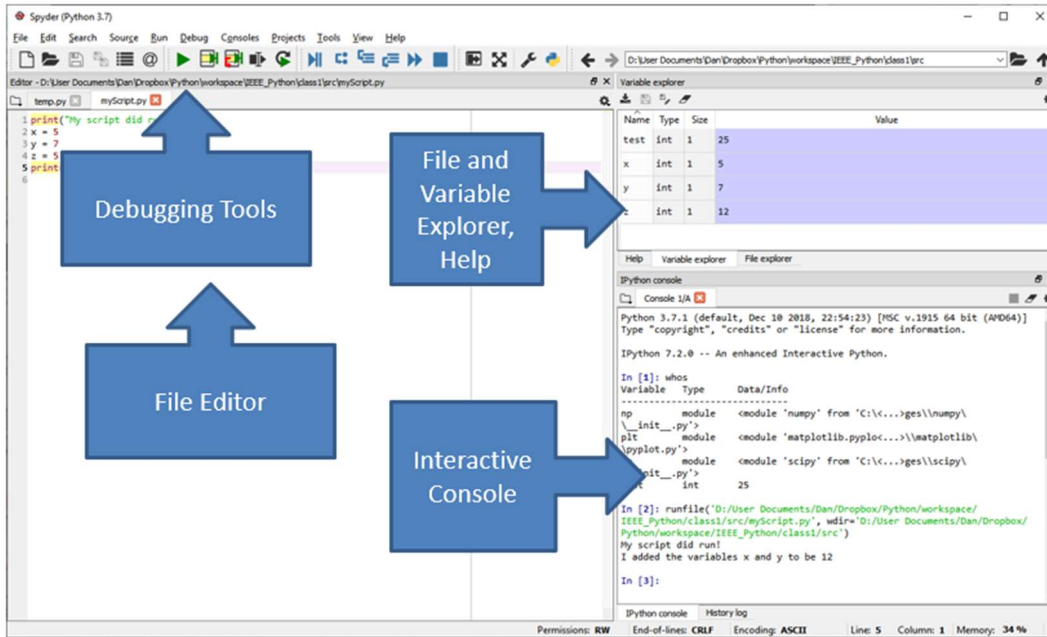
Pre-Recorded Videos combined with Live Q&A Workshops: The course consists of pre-recorded video lectures (approx. 3 hours per week) that students can watch **on their own schedule**, and an **unlimited number of times**, prior to live Q&A workshop sessions on Zoom with the instructor. The Q&A workshops will also be recorded for later viewing. The videos will also be available to the students for viewing for up to two months after the conclusion of the course and the instructor is available via e-mail throughout the course to answer questions.

Overview: Dan provides simple, straight-forward navigation through the multiple configurations and options, providing a best-practices approach for quickly getting up to speed using Python for modelling and analysis for applications in signal processing and digital design verification. Students will be using the Anaconda distribution, which combines Python with the most popular data science applications, and Jupyter Notebooks for a rich, interactive experience.

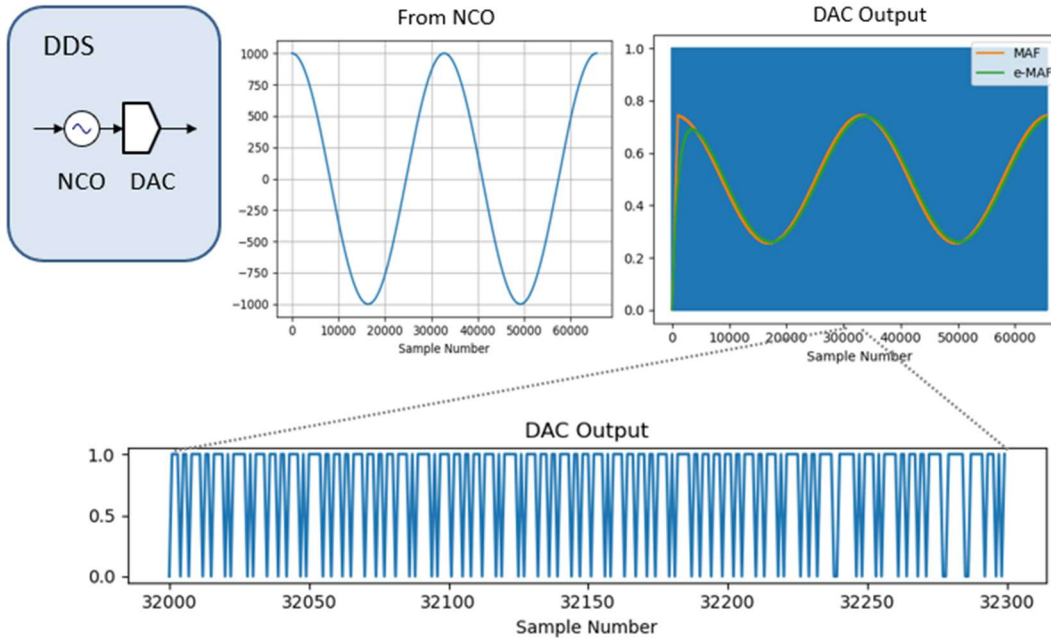
The course begins with basic Python data structures and constructs, including key "Pythonic" concepts, followed by an overview and use of popular packages for scientific computing enabling rapid prototyping for system design.

During the course students will create example designs including a sigma delta converter and direct digital synthesizer both in floating point and fixed point. This will include considerations for cycle and bit accurate models useful for digital design verification (FPGA/ASIC), while bringing forward the signal processing tools for frequency and time domain analysis.

Spyder IDE



Using Scipy



The screenshot shows a Jupyter Notebook with a code cell containing the following Python code:

```

x,y = fft.fftfreq(1000, 1000)
fft.plot_spectrum(x,y);
plt.title('Output Spectrum (Unfiltered)')
plt.axis([-15, 0.15, -150, 0])

```

Below the code is a plot titled "Output Spectrum (Unfiltered)" showing magnitude in dB versus frequency in MHz. The plot shows a central peak at 0 MHz with a magnitude of approximately -100 dB, and side lobes extending to about -140 dB at ±4 MHz.

Below the plot is a code cell with the output:

```

Out[63]: Text(0.5,1,'Output Spectrum (Unfiltered)')

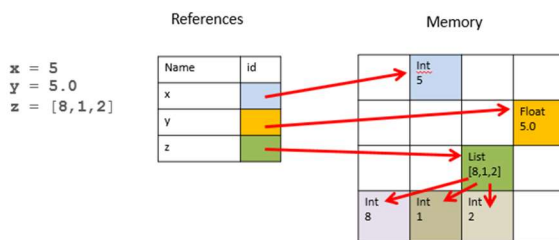
```

The notebook also displays a section titled "4.4 Integrate with Output Filter Model" and a circuit diagram for an "Analog Sallen-Key Filter". The circuit diagram shows a two-stage active filter with resistors (R) and capacitors (C) connected to an operational amplifier.

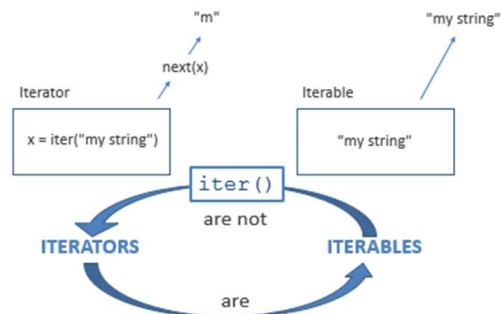
Jupyter Notebooks: This course makes extensive use of Jupyter Notebooks which combines running Python code with interactive plots and graphics for a rich user experience. Jupyter Notebooks is an open-source web-based application (that can be run locally) that allows users to create and share visually appealing documents containing code, graphics, visualizations and interactive plots. Students will be able to interact with the notebook contents and use “take-it-with-you” results for future applications in signal processing.

Target Audience: This course is targeted toward users with little to no prior experience in Python, however familiarity with other modern programming languages and an exposure to object-oriented constructs is very helpful. Students should be comfortable with basic signal processing concepts in the frequency and time domain. Familiarity with Matlab or Octave is not required, but the equivalent operations in Python using the NumPy package will be provided for those students that do currently use Matlab and/or Octave for signal processing applications.

Mutable / Immutable



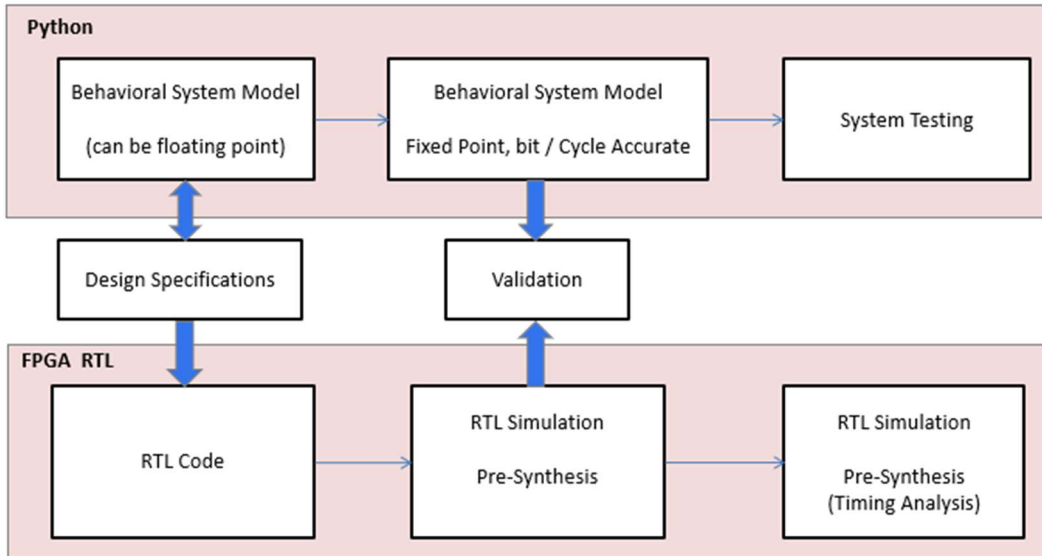
Iterable and Iterator



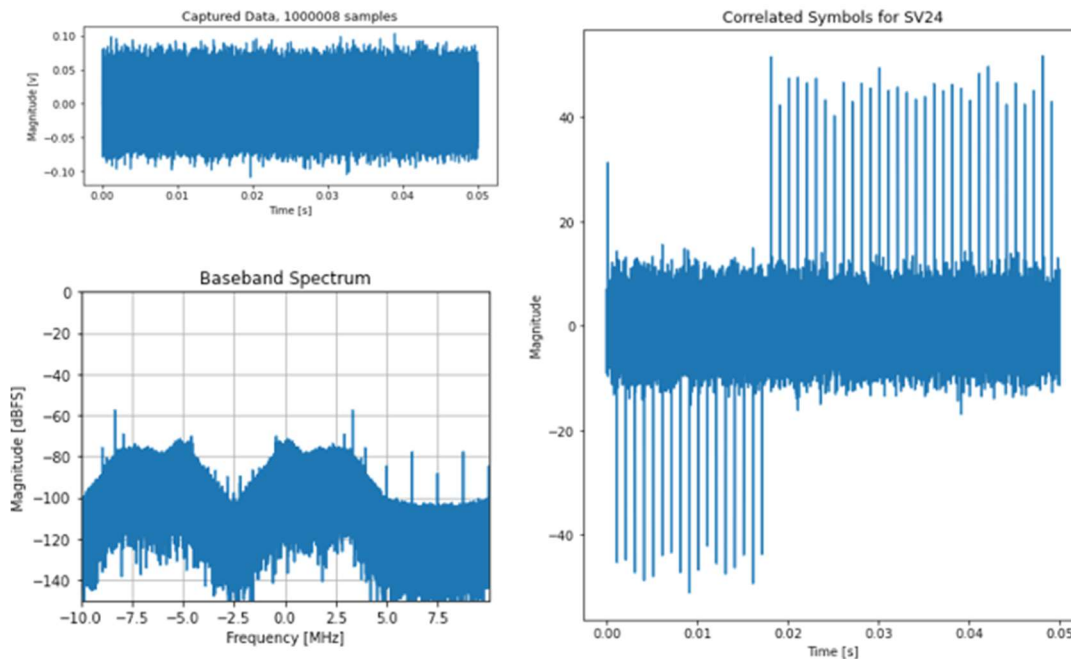
Benefits of Attending / Goals of Course: Attendees will gain an overall appreciation of using Python and quickly get up to speed in best practice use of Python and related tools specific to modeling and simulation for signal processing analysis and design.

All set-up information for the installation of all tools will be provided before the start of class with a brief orientation meeting on October 22.

Python for Verification



GPS Waveform Processing



Topics / Schedule:

Pre-recorded lectures (3 hours each) will be distributed Friday prior to all Workshop dates. Workshop/ Q&A Sessions are 6pm-7:30pm EST on the dates listed below (If a sufficient number of students sign up, an additional workshop will be added for an earlier time in the day as an option for those in other time zones, and all Workshop/Q&A Sessions will also be recorded for later viewing):

Saturday, October 22

Course Kick-off and Orientation: 30-minute orientation meeting to go over getting started with the course. 11AM-11:30AM EST

Thursday, October 27

Topic 1: Intro to Jupyter Notebooks, the Spyder IDE and the course design examples. Core Python constructs.

Thursday, November 3

Topic 2: Core Python constructs; iterators, functions, reading writing data files.

Thursday, November 10

Topic 3: Signal processing simulation with popular packages including NumPy, SciPy, and Matplotlib.

Thursday, November 17

Topic 4: Bit/cycle accurate modelling and analysis using the design examples and simulation packages

Speaker's Bio:

Dan Boschen has a MS in Communications and Signal Processing from Northeastern University, with over 25 years of experience in system and hardware design for radio transceivers and modems. He has held various positions at Signal Technologies, MITRE, Airvana and Hittite Microwave designing and developing transceiver hardware from baseband to antenna for wireless communications systems and has taught courses on DSP for over 15 years. Dan is a contributor to dsprelated.com and Signal Processing Stack Exchange <https://dsp.stackexchange.com/>, and is currently at Microchip (formerly Microsemi and Symmetricom) leading design efforts for advanced frequency and time solutions.

For more background information, please view Dan's LinkedIn page at <https://www.linkedin.com/in/danboschen/>.